

Tense  
TOP DESIGN SWITCHES



## Table of contents

Philosophy	4
Intensity	5
Alu	6 - 7
Bronze	8
Copper Rose	9
Metal	10 - 11
Gold	12
Glass	13
Corian	14 - 15
Stone	16 - 17
Wood	18 - 19
Intensity Landscape	20 - 21
Intensity Invisible	22 - 23
Intensity Wallpaper	24
Intensity Paintable	25
Intensity Integrated	26
Infinity	27
Infinity 4 fold	28 - 29
Infinity 8 fold	30
Demonstration Tools	31
Motivity	32
Motivity Wall	33
Motivity Plus	34
Motivity Ceiling	35
Socket frames	36 - 37
Inscriptions	38
Eyewall	39
Trimless solutions	40 - 41
Installation	42
Marketing tools	43
Customization	44
Order codes	45 - 54

# Philosophy



[www.xillo.be](http://www.xillo.be)

## COMPANY

Tense is the Belgian designer and manufacturer of elegant design switches, room controllers with OLED display and motion detectors. These products are KNX compatible and are also available in 12-24V DC with Normal Open Contacts (NOC). Furthermore, we also offer socket and iPad frames in the same materials that match our product line to create a uniform look in your interior. All Tense top design products can be flush-mounted thanks to the unique Xillo Trimless wall box.

Tense combines more than 15 years of experience in home automation, electronics manufacturing and lighting. As being an ISO 9001 certified company, Tense always aims to exceed its customers' expectations of top quality, innovative R&D, unbeatable service, in-time delivery and professional export handling.

## PRODUCTS

These high-quality products are stylish, easy to use, very reliable and designed with passion ... and were crowned by winning several design awards. Only the best technologies and premium raw materials are used to create our unique Tense products.

DESIGNED, MANUFACTURED & HANDMADE IN BELGIUM.



# Intensity

The Intensity is a stern switch which beautifully combines **functionality and elegant design**.

These switches are **capacitive touch** based.

What kind of **finish** would you like? Because all these **materials** are available for the Intensity:

Metal      Glass      Corian®      Stone      Wood      Composite

Therefore, this switch is a **most wanted design element** in any interior and is **user-friendly** due to the easy operation capabilities.

The Intensity is available with **1, 2, 4 or 8 touch zones**.

## Every KNX Intensity has these **functions**:

### 1. Touch:

- Every touch zone has a **double function** with both **short and long touch capability**.
- Touching at least two buttons at the same time activates the **multi touch** and has also the double function e.g. for an Intensity with 4 touch zones, this adds up to 10 touch functions.

### 2. Temperature:

- **Thermostat function** through its **built-in temperature sensor** or by connecting an **external KNX temperature sensor**.

### 3. LED feedback:

- All switches have **individual dimmable RGB LED feedback** per touch zone, which can be customized regarding to your wishes via the **ETS software of KNX**.

### 4. Other functions:

- Dimming, blind control, shutter control, scene module, timers, basic logic functions, up/down counters.


## Every NOC Intensity has these **functions**:

### 1. Touch:

- The processing of the generated touch signals depends on the connected third party input module.
- Multi touch output is supported.

### 2. LED feedback:

- Switches have **individual white LED feedback** per touch zone, which is adjustable in 2 settings:
  - When untouched 70% brightness from the white LED is shown, while touching 100% brightness of the white LED will light up.
  - When untouched no LED brightness is shown, while touching 100% brightness of the white LED will light up.



NEW  
(FORGED)  
ALU DARK GREY



Alu White  
INTAW

Alu  
INTA

Forged Alu  
INTFA

Alu Dark Grey  
INTADG

Forged Alu Dark Grey  
INTFADG

Alu Black  
INTAB

Forged Alu Black  
INTFAB

## Intensity alu


The Intensity aluminium range oozes modern design and fits in every contemporary interior.

The Intensity Alu White is coated in RAL9016.

These are all **handmade** products hence every switch is unique.



NEW  
(FORGED)  
BRONZE LIGHT



Bronze Light  
INTBL


Forged Bronze Light  
INTFBL

Bronze  
INTB

Forged Bronze  
INTFB

## Intensity bronze

The stylish bronze and bronze light finishes are achieved by a long-established bronzing process which honors the artisanal craftsmanship, that has existed for over a decade. These are all **handmade products** hence every switch is unique.




Copper Rose  
INTCR

Brushed Copper Rose  
INTBCR


Forged Copper Rose  
INTFCR

## Intensity copper rose

Looking for an elegant and trendy touch in your interior? Then Copper Rose is definitely a must have. This stylish finish is an eye-catcher for any contemporary interior. These are all **handmade** products hence every switch is unique.



NEW  
CHROME BLACK  
(FORGED)  
STAINLESS STEEL



## Intensity metal

These finishes induce an extraordinary look and feel. The stainless steel look has been obtained thanks to a nickel and chrome craftsmanship process. The Forged Steel finish gives an old industrial, rough and stained look. These are all **handmade** products hence every switch is unique.



NEW  
FORGED GOLD



Gold  
INTG

Forged Gold  
INTFG

Brushed Gold  
INTBG

## Intensity gold

These finishes induce an extraordinary look and feel, your switches can either blend in or stand out.  
These are all **handmade** products hence every switch is unique.



Silver  
INTGS


Gold  
INTGG

Black  
INTGB

White  
INTGW

## Intensity glass

The premium design glass front is coated with several layers of high-quality ink, neighbouring the colours:  
RAL7001 (silver), RAL1036 (gold), RAL9017 (black) or RAL9016 (white).





White  
INTCW

Carrea White  
INTCCAW

Linea White  
INTCLW

Organica White  
INTCORW

Ronda White  
INTCROW


Claudia White  
INTCLLW

## Intensity Corian®

Corian®, a material that is often used for kitchen and bathroom counters and other surfaces, is the ideal material for a maintenance friendly switch. Thanks to the simplicity in the design of the white and black Corian® front, it is stain resistant.







French White  
INTSFW

Belgian Blue  
INTSBB

Carrara Bianco Marble  
INTSCBM

Ceppo Di Gres Limestone  
INTSCDGL

Calacatta Marble  
INTSCM

Emperador Grey Marble  
INTSEGM


Oak Grey Marble  
INTSOGM

Emperador Marron Marble  
INTSEMM

## Intensity stone

These carefully selected natural stones are warm and classy elements to decorate your interior. Depending on the stone type, some fronts are polished and other ones maintain the natural rough surface. Stone is a natural material and therefore every switch is unique in colour and texture.







Walnut  
INTWWA

Wenge  
INTWWE

Afrormosia  
INTWAF

Padouk  
INTWPA

Oak Pura Natura  
INTWOPN

Oak Dark  
INTWOD


Oak Cotton White  
INTWOCW

Ash  
INTWAS


## Intensity wood

These classy wooden fronts stand for craftsmanship and give a natural look and feel to your interior.  
Wood is a natural product and can vary in colour and pattern.  
Each of our wooden switches is therefore unique.





Alu Black 1 fold  
INTLAB1



Alu Black 2 fold  
INTLAB2



Alu Black 4 fold  
INTLAB4

## Intensity Landscape

The Intensity Landscape switch, specially designed for the Blue Lagoon Hotel\*\*\*\*\* in Iceland, consists of 1, 2 or 4 touch zones.

This switch is available in all kinds of metal and is ideal for engraving.

These are all handmade products hence every switch is unique.




INTINV4  
Invisible

TRIM\_SWITCHMCWINV124\_P  
Trimless Switch Metal Corian Wood Invisible 1, 2, 4F Plasterboard Wall


## Plasterboard wall (12,5 mm)




Cut a 222 x 187,5 x 64 mm hole in the wall and install 2 wooden planks



Screw the fixture on the wooden planks by using 4 screws



Add fiberglass netting and plaster up to the rounded second level



Smoothen with a sanding machine




Paint the wall and the switch




Spray a matt water-based varnish on the switch to protect and make it cleanable

## Brick/Concrete wall (6 mm)



Cut a 100 x 100 x 50 mm hole in the wall



Screw the fixture on the wall by using 4 plugs and screws

# Intensity Invisible

This innovative recessed Invisible 4 fold switch is fast to install (glued or screwed via pre-drilled screw holes/large mounting surface to easily adjust) and easy to plaster thanks to the rounded second level on the Xillo fixture. The Invisible meets the highest finishing standards, is suitable for all surfaces and is available in 6 mm and 12,5 mm thickness. For the Invisible, a Trimless wall box has to be ordered separately.



NEW



## Intensity Wallpaper

INTWP4  
Wallpaper

Do you like to blend in your switch on a wallpaper wall? This front is made of a special composite material and the sides can easily be painted in any colour matching the wall or interior.  
Wallpaper, wood veneer, leather, fish skin, cork and other materials of a thickness up to 0,5 mm can be glued in the cut-out.





## Intensity Paintable

INTP4  
Paintable

Do you like to beautifully integrate your switch in your interior? Just paint the front and the switch is almost invisible. This front is made of a special composite material which can easily be painted in any colour matching the wall or interior. For protecting the switch a matt water-based varnish can be sprayed over the paint, furthermore the switch is cleanable.

NEW

MIRROR  
CORIAN®  
STONE  
CERAMICS  
WOOD



## Intensity Integrated

Tense can provide you the electronics to be placed behind a mirror, Corian®, stone, ceramic or wooden wall. Furthermore, we can guide you with the instructions and dimensions regarding the cut-out at the back of those materials.

INTINT4  
Integrated



12-24V  
DC

The Infinity is a switch which opens a box of possibilities on top of what the Intensity switch can do. Also these switches are **capacitive touch** based. Thanks to its **smart OLED display**, the functionalities are numerous and your switch becomes a complete **room controller**. Do you like to control your audio? See energy readings? Or do you like to have text feedback concerning e.g. the thermostat function? The Infinity does it all.

On top of that, the **Infinity** comes in the same range of **materials** as all the other products in the Tense range:

Metal      Glass      Corian®      Stone      Wood

Therefore, the Infinity combines the stern designer look incorporating all the extra functionalities of a complete room controller. All these functions are set through the **ETS software** of KNX.

This switch is obtainable with **4 or 8 touch zones**.

Every KNX Infinity has **three functions**:

1. Touch:

- Every touch zone has a double function with the **short and long touch capability**.
- By a **short multi touch** you display the **extra information page**.
- By a **long multi touch** you enter the **main menu** (e.g.: lights, shutters, blinds, curtains, multimedia, thermostat, motors ...) and you navigate the **main menu** by sliding the upper two buttons. You navigate the **sub menu** by horizontally sliding the lower two buttons.


2. Temperature:

- Thermostat function through its **built-in temperature sensor** or by connecting an **external KNX temperature sensor**.

3. LED feedback:

- All switches have individual dimmable RGB LED feedback per touch zone which can be customized regarding to your wishes.

Infinity



AVAILABLE IN  
METAL  
GLASS  
CORIAN®  
STONE  
WOOD



Alu White  
INFAW

Bronze  
INFBR

Alu Black  
INFAB

Alu  
INFA


## Infinity 4 fold

Room controller with 4 direct touch buttons and a menu to control your light settings, blinds, shutters, thermostat, audio ...

These are all **handmade products** hence every room controller is unique in colour and texture.

NEW

METAL  
WOOD  
CORIAN®



INFBG8  
Brushed Gold



## Infinity 8 fold

Room controllers with 8 direct touch buttons are available in metal, Corian® and wood.

The OLED display enables you to visualize the different functions of your system (light settings, blinds, shutters, thermostat, audio ...).

These are all **handmade products** hence every room controller is unique in colour and texture.





## Demonstration tools

Do you like to see, feel and experience the high quality materials of the Tense products?

Select a sample with 4 touch buttons in the same finish. Or choose to order a faceplate where the different finishes are assembled together (DEM\_INTMIX).

These are all excellent tools to show all the available Tense finishes.

We proudly present our elegant and refined Motivity range.  
You can discretely integrate these motion detectors in your interior or use them to make a design statement.  
We have a recessed (**Motivity Ceiling**) and a surface-mount (**Motivity Plus**) solution.  
Furthermore, we have the **Motivity Wall** for anyone who likes to have the same front plate material as the switches.

The **Motivity Wall** comes in the same range of **materials** as all the other Tense products:

Metal      Glass      Corian®      Stone      Wood

Every **KNX Motivity** has **four functions**:

**1. Motion detection:**

- Up to **4 different output actions** are available, which can be independently activated on certain conditions (e.g. day/night):
  - Switching
  - Dimming
  - Recalling scenes
  - Sending 1 or 2 Byte unsigned values

All these output actions are possible with a **programmable switch-off delay** and can also be **brightness dependent**.

A **blocking object functionality** and **ventilation control** are as well available.

**Master/Slave Mode** is possible.

**2. Brightness detection:**

- Both the **Motivity Ceiling White** and **Motivity Plus White** are equipped with a brightness sensor.

**3. Temperature:**

- Every **Motivity** has an internal temperature sensor and a **thermostat function**.

**4. Other functions:**

- Timers
- Scene module
- Basic logic functions
- Up/down counters

Motivity



KNX\_MOTGB



KNX\_MOTGW

DISTANCE FROM OBJECT (M)	+/- DETECTION Ø (M)
0,5	1,20
1,0	2,40
1,5	3,60
2,0	4,80
2,5	6,00
3,0	7,20
3,5	7,20
4,0	6,00
4,5	4,40

360° view / 98° angle

## Motivity Wall

The Motivity Wall is an elegant solution for installing a motion detector in a wall and for who likes to have the same materials as the switches.  
This motion detector has a built-in temperature sensor.

NEW



## Motivity Plus

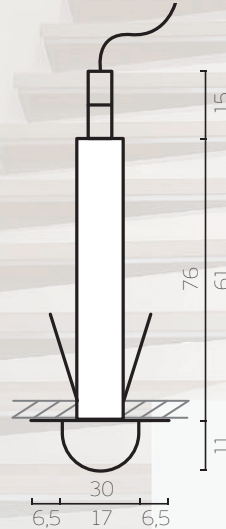
The surface-mount detector for indoor and outdoor use has a very elegant design, has no visible lens, is weatherproof (IP64) and is very subtle thanks to its 30 x 73 mm dimensions.

The white Motivity Plus (KNX\_MOTPLUS\_W) has a built-in brightness and temperature sensor on top of its motion detecting capabilities, where the black Motivity Plus (KNX\_MOTPLUS\_B) supports motion and temperature sensing.

The 12V DC motion detector exists in white (NOC\_MOTPLUS\_W) and black (NOC\_MOTPLUS\_B) and only supports motion detection.



INSTALLATION HEIGHT (M)	+/- DETECTION Ø (M)
1	2,40
2	4,80
3	7,20
4	9,60
5	12,00
6	14,30
7	14,30
8	12,00
9	8,80



KNX



KNX\_MOTIW



KNX\_MOTIB

360° view / 116° angle


Drill hole  
Ø 17 mm


## Motivity Ceiling

This motion detector is one of the smallest detectors in the world.

The Motivity Ceiling Black contains a motion detector and a temperature sensor, the Motivity Ceiling White also has the ability to monitor brightness.

The 12-24V DC motion detector exists also in white (NOC\_MOTIW) and black (NOC\_MOTIB) but have different dimensions compared to the KNX version and only have the motion detection function.





## Socket frames

All matching frames in glass, metal, Corian®, stone and wood are available for your existing single (1F), double (2F) and/or triple (3F) sockets (55 x 55 mm inserts in German Standard/British Standard).

Use single British Standard wall boxes only, even for double sockets.

Frames for 4F and 5F inserts are as well available on demand.

Distance between the center points is 71 mm.



INTGB8  
Glass Black

ENGR\_G8  
Engraving Glass 8 fold

## Inscriptions

Do you like to personalize your Tense products with inscriptions, logos and/or symbols? Engraving or lasering is a possibility, as well as printing on your switch. This customization is possible on all the available materials.



## Eyewall (iPad™ frame)

The Eyewall is an elegant iPad™ frame available in all metal types and matches perfectly with all your Tense products. The Eyewall is suitable for the iPad™, iPad Air 2™ and iPad Pro 9.7™.

This product exists in 3 installation versions: on the wall, flush without RGBW LED and flush with RGBW LED on the side.

The metal front clicks on the back frame by magnets and can also be locked. The power supply (PSU\_EYE100VAC240VAC) for charging the iPad™ has to be ordered separately. For the flush versions, a Trimless wall box is needed.

100V-240V  
AC




INTSS4  
Stainless Steel

TRIM\_SWITCHMCWINV124\_P  
Trimless Switch Metal Corian Wood Invisible 1, 2, 4F Plasterboard Wall


## Plasterboard wall (12,5 mm)




Cut a 222 x 187,5 x 64 mm hole in the wall and install 2 wooden planks



Screw the fixture on the wooden planks or on the second layer of plasterboard by using 4 screws



Add fibreglass netting and plaster up to the rounded second level




Smoothen with a sanding machine




Paint the wall

## Brick/Concrete wall (6 mm)



Cut a 100 x 100 x 50 mm hole in the wall



Screw the fixture on the wall by using 4 plugs and screws

# Trimless (flush-mount)

All the Tense products can be flush-mounted in the strong, fire-resistant, plasterable and paintable Xillo Trimless composite fixture.

This innovative recessed solution is fast to install and easy to plaster thanks to the rounded second level on the fixture.

The Xillo Trimless meets the highest finishing standards and is suitable for all surfaces, which creates a uniform look in every project. Available in 6 mm or 12,5 mm thickness.





## Installation

Tense products can be installed in a single standard round or square European or British Standard mounting box.  
For the 8 fold Intensity switch, 8 fold Infinity room controller and the 4 fold Intensity Landscape, only **one single wall box** is needed.



Marketing Case Premium



Marketing Cube



Marketing File

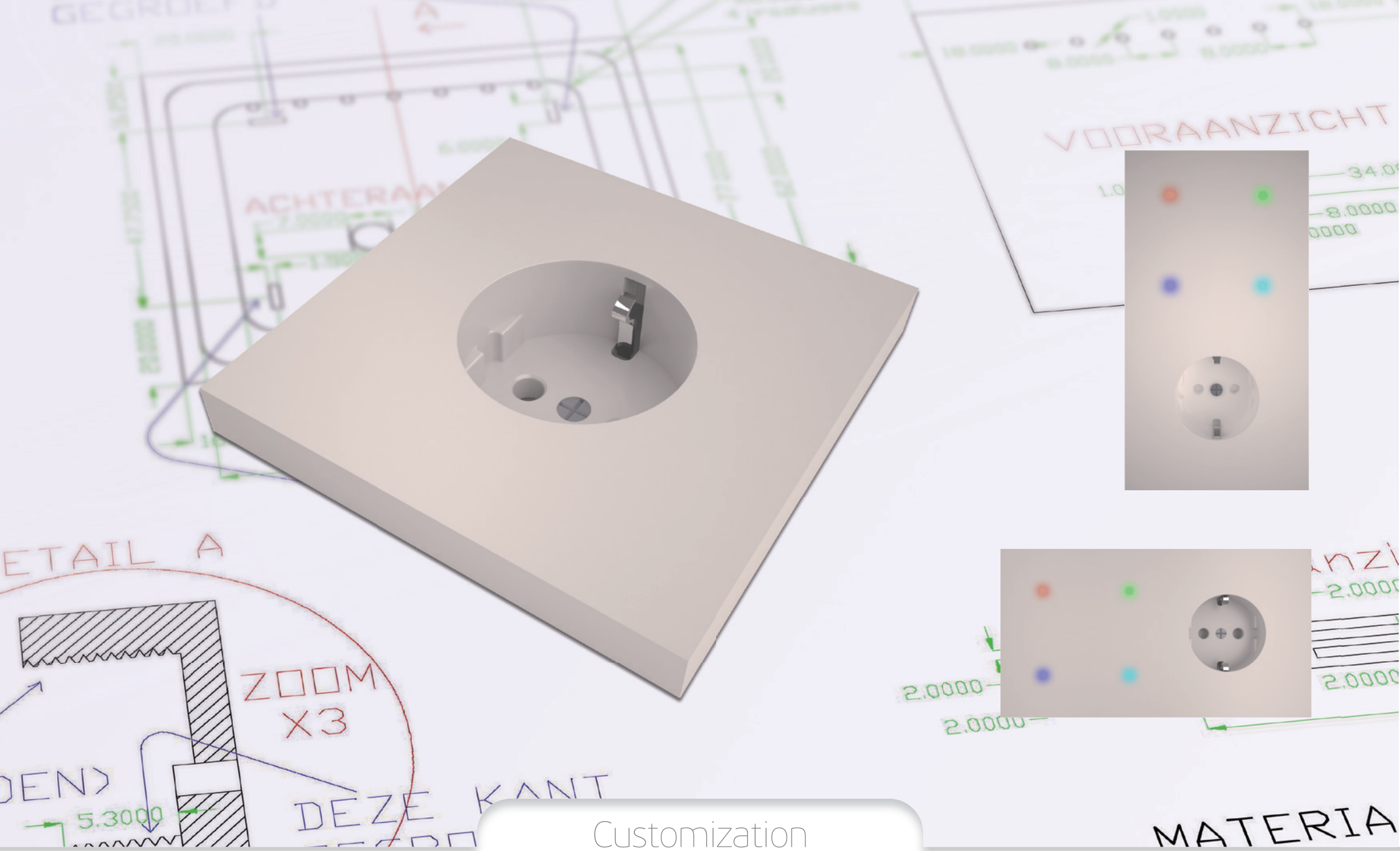


## Marketing tools

Marketing Case Premium (MAR\_CASE\_PREM): this case can be connected to the mains and enables your customer/architect to touch, feel and experience 6 functioning KNX Intensity switches and 1 KNX Infinity switch. Furthermore, the demo case contains a sample of all Tense products, versions and materials.

Marketing Cube (MAR\_CUBE): this cube has a battery pack which can be charged through USB. Simply push a button and your customer can experience 4 functioning Intensity switches.

Marketing File (MAR\_FILE): this file is a handy booklet containing 3 demo plates and information about the Tense product range.



## Customization








Tense is able to customize your products or ideas in order to have a uniform look throughout your project. This socket insert is completely made of Corian® White and thanks to this product you have the ability to combine your Intensity switch with a socket.










Order codes

KNX: KNX\_CODE  
 12-24V DC: NOC\_CODE  
 DEMO: DEM\_CODE

ALU	FORGED ALU	ALU BLACK	FORGED ALU BLACK	ALU DARK GREY	FORGED ALU DARK GREY	ALU RAL SPECIAL	ALU WHITE	DIMENSIONS (mm)
-----	------------	-----------	------------------	---------------	----------------------	-----------------	-----------	-----------------

INTENSITY switch										
	1F	INTA1	INTFA1	INTAB1	INTFAB1	INTADG1	INTFADG1	INTARAL1	INTAW1	84 x 84 x 6
	2F	INTA2	INTFA2	INTAB2	INTFAB2	INTADG2	INTFADG2	INTARAL2	INTAW2	84 x 84 x 6
	4F	INTA4	INTFA4	INTAB4	INTFAB4	INTADG4	INTFADG4	INTARAL4	INTAW4	84 x 84 x 6
	8F	INTA8	INTFA8	INTAB8	INTFAB8	INTADG8	INTFADG8	INTARAL8	INTAW8	165 x 84 x 6
	1F	INTLA1	INTLFA1	INTLAB1	INTLFAB1	INTLADG1	INTLFADG1	INTLARAL1	INTLAW1	84 x 84 x 6
	2F	INTLA2	INTLFA2	INTLAB2	INTLFAB2	INTLADG2	INTLFADG2	INTLARAL2	INTLAW2	84 x 84 x 6
	4F	INTLA4	INTLFA4	INTLAB4	INTLFAB4	INTLADG4	INTLFADG4	INTLARAL4	INTLAW4	165 x 84 x 6








INFINITY room controller										
	OLED	INFA4	INFFA4	INFAB4	INFFAB4	INFADG4	INFFADG4	INFARAL4	INFAW4	84 x 84 x 9
	OLED	INFA8	INFFA8	INFAB8	INFFAB8	INFADG8	INFFADG8	INFARAL8	INFAW8	165 x 84 x 9



SOCKET frame										
	1F	SOCKA1	SOCKFA1	SOCKAB1	SOCKFAB1	SOCKADF1	SOCKFADG1	SOCKARAL1	SOCKAW1	84 x 84 x 12
	2F	SOCKA2	SOCKFA2	SOCKAB2	SOCKFAB2	SOCKADG2	SOCKFADG2	SOCKARAL2	SOCKAW2	155 x 84 x 12
	3F	SOCKA3	SOCKFA3	SOCKAB3	SOCKFAB3	SOCKADG3	SOCKFADG3	SOCKARAL3	SOCKAW3	226 x 84 x 12
	4F	SOCKA4	SOCKFA4	SOCKAB4	SOCKFAB4	SOCKADG4	SOCKFADG4	SOCKARAL4	SOCKAW4	297 x 84 x 12
	5F	SOCKA5	SOCKFA5	SOCKAB5	SOCKFAB5	SOCKADG5	SOCKFADG5	SOCKARAL5	SOCKAW5	368 x 84 x 12






<b>MOTIVITY WALL detector</b>		MOTA	MOTFA	MOTAB	MOTFAB	MOTADG	MOTFADG	MOTARAL	MOTAW	84 x 84 x 6
<b>EYEWALL</b>		EYEA_A2P97	EYefa_A2P97	EYEA_B_A2P97	EYEFAB_A2P97	EYEA_DG_A2P97	EYEFADG_A2P97	EYEARAL_A2P97	EYEA_W_A2P97	270 x 196 x 10

KNX: KNX\_CODE  
 12-24V DC: NOC\_CODE  
 DEMO: DEM\_CODE

BRONZE	FORGED BRONZE	BRONZE LIGHT	FORGED BRONZE LIGHT	BRUSHED COPPER ROSE	COPPER ROSE	FORGED COPPER ROSE	CHROME	DIMENSIONS (mm)
--------	---------------	--------------	---------------------	---------------------	-------------	--------------------	--------	-----------------

INTENSITY switch										
	1F	INTB1	INTFB1	INTBL1	INTFBL1	INTBCR1	INTCR1	INTFCR1	INTCH1	84 x 84 x 6
	2F	INTB2	INTFB2	INTBL2	INTFBL2	INTBCR2	INTCR2	INTFCR2	INTCH2	84 x 84 x 6
	4F	INTB4	INTFB4	INTBL4	INTFBL4	INTBCR4	INTCR4	INTFCR4	INTCH4	84 x 84 x 6
	8F	INTB8	INTFB8	INTBL8	INTFBL8	INTBCR8	INTCR8	INTFCR8	INTCH8	165 x 84 x 6
	1F	INTLB1	INTLFB1	INTLBL1	INTLFBL1	INTLBCR1	INTLCR1	INTLFCR1	INTLCH1	84 x 84 x 6
	2F	INTLB2	INTLFB2	INTLBL2	INTLFBL2	INTLBCR2	INTLCR2	INTLFCR2	INTLCH2	84 x 84 x 6
	4F	INTLB4	INTLFB4	INTLBL4	INTLFBL4	INTLBCR4	INTLCR4	INTLFCR4	INTLCH4	165 x 84 x 6















INFINITY room controller										
	OLED	INFB4	INFFB4	INFBL4	INFFBL4	INFBCR4	INFCR4	INFFCR4	INFCH4	84 x 84 x 9
	OLED	INFB8	INFFB8	INFBL8	INFFBL8	INFBCR8	INFCR8	INFFCR8	INFCH8	165 x 84 x 9

SOCKET frame										
	1F	SOCKB1	SOCKFB1	SOCKBL1	SOCKFBL1	SOCKBCR1	SOCKCR1	SOCKFCR1	SOCKCH1	84 x 84 x 1
	2F	SOCKB2	SOCKFB2	SOCKBL2	SOCKFBL2	SOCKBCR2	SOCKCR2	SOCKFCR2	SOCKCH2	155 x 84 x 12
	3F	SOCKB3	SOCKFB3	SOCKBL3	SOCKFBL3	SOCKBCR3	SOCKCR3	SOCKFCR3	SOCKCH3	155 x 84 x 12
	4F	SOCKB4	SOCKFB4	SOCKBL4	SOCKFBL4	SOCKBCR4	SOCKCR4	SOCKFCR4	SOCKCH4	297 x 84 x 12
	5F	SOCKB5	SOCKFB5	SOCKBL5	SOCKFBL5	SOCKBCR5	SOCKCR5	SOCKFCR5	SOCKCH5	368 x 84 x 12

MOTIVITY WALL detector		MOTB	MOTFB	MOTBL	MOTFBL	MOTBCR	MOTCR	MOTFCR	MOTCH	84 x 84 x 6
EYEWALL		EYEB_A2P97	EYEFB_A2P97	EYEBL_A2P97	EYEFBL_A2P97	EYEBCR_A2P97	EYECR_A2P97	EYEFGR_A2P97	EYECH_A2P97	270 x 196 x 10















KNX: KNX\_CODE  
 12-24V DC: NOC\_CODE  
 DEMO: DEM\_CODE

CHROME BLACK	STAINLESS STEEL	FORGED STAIN- LESS STEEL	FORGED STEEL	GOLD	BRUSHED GOLD	FORGED GOLD	DIMENSIONS (mm)
--------------	-----------------	-----------------------------	--------------	------	--------------	-------------	-----------------

INTENSITY switch									
	1F	INTCHB1	INTSS1	INTFSS1	INTFS1	INTG1	INTBG1	INTFG1	84 x 84 x 6
	2F	INTCHB2	INTSS2	INTFSS2	INTFS2	INTG2	INTBG2	INTFG2	84 x 84 x 6
	4F	INTCHB4	INTSS4	INTFSS4	INTFS4	INTG4	INTBG4	INTFG4	84 x 84 x 6
	8F	INTCHB8	INTSS8	INTFSS8	INTFS8	INTG8	INTBG8	INTFG8	165 x 84 x 6
	1F	INTLCHB1	INTLSS1	INTLFSS1	INTLFS1	INTLG1	INTLBG1	INTLFG1	84 x 84 x 6
	2F	INTLCHB2	INTLSS2	INTLFSS2	INTLFS2	INTLG2	INTLBG2	INTLFG2	84 x 84 x 6
	4F	INTLCHB4	INTLSS4	INTLFSS4	INTLFS4	INTLG4	INTLBG4	INTLFG4	165 x 84 x 6
INFINITY room controller									
	OLED	INFCHB4	INFSS4	INFFSS4	INFFS4	INFG4	INFBG4	INFFG4	84 x 84 x 9
	OLED	INFCHB8	INFSS8	INFFSS8	INFFS8	INFG8	INFBG8	INFFG8	165 x 84 x 9
SOCKET frame									
	1F	SOCKCHB1	SOCKSS1	SOCKFSS1	SOCKFS1	SOCKG1	SOCKBG1	SOCKFG1	84 x 84 x 12
	2F	SOCKCHB2	SOCKSS2	SOCKFSS2	SOCKFS2	SOCKG2	SOCKBG2	SOCKFG2	155 x 84 x 12
	3F	SOCKCHB3	SOCKSS3	SOCKFSS3	SOCKFS3	SOCKG3	SOCKBG3	SOCKFG3	226 x 84 x 12
	4F	SOCKCHB4	SOCKSS4	SOCKFSS4	SOCKFS4	SOCKG4	SOCKBG4	SOCKFG4	297 x 84 x 12
	5F	SOCKCHB5	SOCKSS5	SOCKFSS5	SOCKFS5	SOCKG5	SOCKBG5	SOCKFG5	368 x 84 x 12
MOTIVITY WALL detector									
		MOTCHB	MOTSS	MOTFSS	MOTFS	MOTG	MOTBG	MOTFG	84 x 84 x 6
<b>EYEWALL</b>		EYECHEB_A2P97	EYESS_A2P97	EYEFSS_A2P97	EYEFS_A2P97	EYEG_A2P97	EYEBG_A2P97	EYEFG_A2P97	270 x 196 x 10















KNX: KNX\_CODE  
 12-24V DC: NOC\_CODE  
 DEMO: DEM\_CODE

GLASS WHITE	GLASS BLACK	GLASS SILVER	GLASS GOLD	DIMENSIONS (mm)
----------------	----------------	-----------------	---------------	-----------------

INTENSITY switch						
	1F	INTGW1	INTGB1	INTGS1	INTGG1	90 x 90 x 8
	2F	INTGW2	INTGB2	INTGS2	INTGG2	90 x 90 x 8
	4F	INTGW4	INTGB4	INTGS4	INTGG4	90 x 90 x 8
	8F	INTGW8	INTGB8	INTGS8	INTGG8	160 x 90 x 8
	1F	X	X	X	X	X
	2F	X	X	X	X	X
	4F	X	X	X	X	X
INFINITY room controller						
	OLED	INFGW4	INFGB4	INFGS4	INFGG4	90 x 90 x 10
	OLED	under development	under development	under development	under development	under development
SOCKET frame						
	1F	SOCKGW1	SOCKGB1	SOCKGS1	SOCKGG1	90 x 90 x 10,5
	2F	SOCKGW2	SOCKGB2	SOCKGS2	SOCKGG2	161 x 90 x 10,5
	3F	SOCKGW3	SOCKGB3	SOCKGS3	SOCKGG3	232 x 90 x 10,5
	4F	SOCKGW4	SOCKGB4	X	X	303 x 90 x 10,5
	5F	X	X	X	X	X
MOTIVITY WALL detector						
		MOTGW	MOTGB	MOTGS	MOTGG	90 x 90 x 8















KNX: KNX\_CODE  
 12-24V DC: NOC\_CODE  
 DEMO: DEM\_CODE

CORIAN® WHITE	CORIAN® BLACK	CORIAN® CARREA WHITE	CORIAN® LINEA WHITE	CORIAN® ORGANICA WHITE	CORIAN® RONDA WHITE	CORIAN® CLAUDA WHITE	CORIAN® RAL	DIMENSIONS (mm)
------------------	------------------	----------------------------	---------------------------	------------------------------	---------------------------	----------------------------	----------------	--------------------

INTENSITY switch										
	1F	INTCW1	INTCB1	X	X	X	X	X	INTCRAL1	84 x 84 x 6
	2F	INTCW2	INTCB2	X	X	X	X	X	INTCRAL2	84 x 84 x 6
	4F	INTCW4	INTCB4	INTCCAW4	INTCLIW4	INTCORW4	INTCROW4	INTCCLW4	INTCRAL4	84 x 84 x 6
	8F	INTCW8	INTCB8	X	X	X	X	X	INTCRAL8	165 x 84 x 6
	1F	X	X	X	X	X	X	X	X	X
	2F	X	X	X	X	X	X	X	X	X
	4F	X	X	X	X	X	X	X	X	X
INFINITY room controller										
	OLED	INFCW4	INFCB4	X	X	X	X	X	INFCRAL4	84 x 84 x 9
	OLED	INFCW8	INFCB8	X	X	X	X	X	INFCRAL8	165 x 84 x 9
SOCKET frame										
	1F	SOCKCW1	SOCKCB1	SOCKCW1	SOCKCW1	SOCKCW1	SOCKCW1	SOCKCW1	SOCKRAL1	84 x 84 x 12
	2F	SOCKCW2	SOCKCB2	SOCKCW2	SOCKCW2	SOCKCW2	SOCKCW2	SOCKCW2	SOCKRAL2	155 x 84 x 12
	3F	SOCKCW3	SOCKCB3	SOCKCW3	SOCKCW3	SOCKCW3	SOCKCW3	SOCKCW3	SOCKRAL3	226 x 84 x 12
	4F	SOCKCW4	SOCKCB4	SOCKCW4	SOCKCW4	SOCKCW4	SOCKCW4	SOCKCW4	SOCKRAL4	297 x 84 x 12
	5F	SOCKCW5	SOCKCB5	SOCKCW5	SOCKCW5	SOCKCW5	SOCKCW5	SOCKCW5	SOCKRAL5	368 x 84 x 12
MOTIVITY WALL detector										
		MOTCW	MOTCB	MOTCW	MOTCW	MOTCW	MOTCW	MOTCW	MOTCRAL	84 x 84 x 6








KNX: KNX\_CODE  
 12-24V DC: NOC\_CODE  
 DEMO: DEM\_CODE



STONE BELGIAN BLUE	STONE FRENCH WHITE	STONE CARRARA BIANCO MARBLE	STONE CEPPO DI GRES LIMESTONE	STONE CALACATTA MARBLE	STONE EMPERA- DOR GREY MARBLE	STONE EMPERADOR MARRON MARBLE	STONE OAK GREY MARBLE	DIMENSIONS (mm)
--------------------------	--------------------------	--------------------------------------	--	------------------------------	--	--	-----------------------------	--------------------






INTENSITY switch										
	1F	INTSBB1	INTSFW1	INTSCBM1	INTSCDGL1	INTSCM1	INTSEGM1	INTSEMM1	INTSOGM1	90 x 90 x 8
	2F	INTSBB2	INTSFW2	INTSCBM2	INTSCDGL2	INTSCM2	INTSEGM2	INTSEMM2	INTSOGM2	90 x 90 x 8
	4F	INTSBB4	INTSFW4	INTSCBM4	INTSCDGL4	INTSCM4	INTSEGM4	INTSEMM4	INTSOGM4	90 x 90 x 8
	8F	INTSBB8	INTSFW8	INTSCBM8	INTSCDGL8	INTSCM8	INTSEGM8	INTSEMM8	INTSOGM8	160 x 90 x 8
	1F	X	X	X	X	X	X	X	X	X
	2F	X	X	X	X	X	X	X	X	X
	4F	X	X	X	X	X	X	X	X	X
INFINITY room controller										
	OLED	INFSBB4	INFSFW4	INFSCBM4	INFSCDGL4	INFSCM4	INFSEGM4	INFSEMM4	INFSOGM4	90 x 90 x 13
	OLED	X	X	X	X	X	X	X	X	X
SOCKET frame										
	1F	SOCKSBB1	SOCKSFW1	SOCKSCBM1	SOCKSCDGL1	SOCKSCM1	SOCKSEGM1	SOCKSEMM1	SOCKSOGM1	90 x 90 x 10,5
	2F	SOCKSBB2	SOCKSFW2	SOCKSCBM2	SOCKSCDGL2	SOCKSCM2	SOCKSEGM2	SOCKSEMM2	SOCKSOGM2	161 x 90 x 10,5
	3F	SOCKSBB3	SOCKSFW3	SOCKSCBM3	SOCKSCDGL3	SOCKSCM3	SOCKSEGM3	SOCKSEMM3	SOCKSOGM3	232 x 90 x 10,5
	4F	X	X	X	X	X	X	X	X	X
	5F	X	X	X	X	X	X	X	X	X
MOTIVITY WALL detector										
		MOTSBB	MOTSFW	MOTSCBM	MOTSCDGL	MOTSCM	MOTSEGM	MOTSEMM	MOTSOGM	90 x 90 x 8

KNX: KNX\_CODE  
 12-24V DC: NOC\_CODE  
 DEMO: DEM\_CODE

WOOD AFRORMOSIA	WOOD ASH	WOOD OAK COTTON WHITE	WOOD OAK DARK	WOOD OAK PURA NATURA	WOOD PADOUK	WOOD WALNUT	WOOD WENGE	DIMENSIONS (mm)
--------------------	-------------	--------------------------	------------------	-------------------------	-------------	-------------	------------	-----------------

INTENSITY switch										
	1F	INTWAF1	INTWAS1	INTWOCW1	INTWOD1	INTWOPN1	INTWPA1	INTWWA1	INTWWE1	84 x 84 x 6
	2F	INTWAF2	INTWAS2	INTWOCW2	INTWOD2	INTWOPN2	INTWPA2	INTWWA2	INTWWE2	84 x 84 x 6
	4F	INTWAF4	INTWAS4	INTWOCW4	INTWOD4	INTWOPN4	INTWPA4	INTWWA4	INTWWE4	84 x 84 x 6
	8F	INTWAF8	INTWAS8	INTWOCW5	INTWOD8	INTWOPN8	INTWPA8	INTWWA8	INTWWE8	165 x 84 x 6
	1F	X	X	X	X	X	X	X	X	X
	2F	X	X	X	X	X	X	X	X	X
	4F	X	X	X	X	X	X	X	X	X








INFINITY room controller										
	OLED	INFWAF4	INFWAS4	INFWOCW4	INFWOD4	INFWOPN4	INFWPA4	INFWWA4	INFWWE4	84 x 84 x 9
	OLED	INFWAF8	INFWAS8	INFWOCW8	INFWOD8	INFWOPN8	INFWPA8	INFWWA8	INFWWE8	165 x 84 x 9

SOCKET frame										
	1F	SOCKWAF1	SOCKWAS1	SOCKWOCW1	SOCKWOD1	SOCKWOPN1	SOCKWPA1	SOCKWWA1	SOCKWWE1	84 x 84 x 10,5
	2F	SOCKWAF2	SOCKWAS2	SOCKWOCW2	SOCKWOD2	SOCKWOPN2	SOCKWPA2	SOCKWWA2	SOCKWWE2	155 x 84 x 10,5
	3F	SOCKWAF3	SOCKWAS3	SOCKWOCW3	SOCKWOD3	SOCKWOPN3	SOCKWPA3	SOCKWWA3	SOCKWWE3	226 x 84 x 10,5
	4F	X	X	X	X	X	X	X	X	X
	5F	X	X	X	X	X	X	X	X	X

MOTIVITY WALL detector										
		MOTWAF	MOTWAS	MOTWOCW	MOTWOD	MOTWOPN	MOTWPA	MOTWWA	MOTWWE	84 x 84 x 6

KNX: KNX\_CODE  
 12-24V DC: NOC\_CODE  
 DEMO: DEM\_CODE

PAINTABLE	WALLPAPER	DIMENSIONS (MM)	INVISIBLE *	INTEGRATED **
-----------	-----------	-----------------	-------------	---------------

INTENSITY switch						
	1F	X	X	X	X	INTINT1
	2F	X	X	X	X	INTINT2
	4F	INTP4	INTWP4	84 x 84 x 6	INTINV4	INTINT4
	8F	X	X	X	X	INTINT8
	1F	X	X	X	X	X
	2F	X	X	X	X	X
	4F	X	X	X	X	X

\* Trimless box to be ordered separately.

\*\* Please mention on your purchase order which wall material will be used and the thickness of the material.

		CEILING BLACK	CEILING WHITE	PLUS BLACK	PLUS WHITE	DIMENSIONS
MOTIVITY detector		MOTIW	MOTPLUS_B	MOTPLUS_W	MOTIB	see catalogue

TRIMLESS BOX FOR METAL/CORIAN/ WOOD/INVISIBLE BRICK AND CONCRETE WALL	TRIMLESS BOX FOR METAL/CORIAN/ WOOD/INVISIBLE PLASTERBOARD WALL	TRIMLESS BOX FOR GLASS/STONE BRICK AND CONCRETE WALL	TRIMLESS BOX FOR GLASS/STONE PLASTERBOARD WALL
---	---	--	--

INTENSITY switch					
	1F	TRIM_SWITCHMCWINV124_BC	TRIM_SWITCHMCWINV124_P	TRIM_SWITCHGS124_BC	TRIM_SWITCHGS124_P
	2F	TRIM_SWITCHMCWINV124_BC	TRIM_SWITCHMCWINV124_P	TRIM_SWITCHGS124_BC	TRIM_SWITCHGS124_P
	4F	TRIM_SWITCHMCWINV124_BC	TRIM_SWITCHMCWINV124_P	TRIM_SWITCHGS124_BC	TRIM_SWITCHGS124_P
	8F	TRIM_SWITCHMCW8_BC	TRIM_SWITCHMCW8_P	TRIM_SWITCHGS8_BC	TRIM_SWITCHGS8_P
	1F	TRIM_SWITCHMCWINV124_BC	TRIM_SWITCHMCWINV124_P	TRIM_SWITCHGS124_BC	TRIM_SWITCHGS124_P
	2F	TRIM_SWITCHMCWINV124_BC	TRIM_SWITCHMCWINV124_P	TRIM_SWITCHGS124_BC	TRIM_SWITCHGS124_P
	4F	TRIM_SWITCHMCW8_BC	TRIM_SWITCHMCW8_P	TRIM_SWITCHGS8_BC	TRIM_SWITCHGS8_P
INFINITY room controller					
	OLED	TRIM_SWITCHMCWINV124_BC	TRIM_SWITCHMCWINV124_P	TRIM_SWITCHGS124_BC	TRIM_SWITCHGS124_P
	OLED	TRIM_SWITCHMCW8_BC	TRIM_SWITCHMCW8_P	TRIM_SWITCHGS8_BC	TRIM_SWITCHGS8_P
SOCKET frame					
	1F	TRIM SOCKMCW1_BC	TRIM SOCKMCW1_P	TRIM SOCKGS1_BC	TRIM SOCKGS1_P
	2F	TRIM SOCKMCW2_BC	TRIM SOCKMCW2_P	TRIM SOCKGS2_BC	TRIM SOCKGS2_P
	3F	TRIM SOCKMCW3_BC	TRIM SOCKMCW3_P	TRIM SOCKGS3_BC	TRIM SOCKGS3_P
	4F	TRIM SOCKMCW4_BC	TRIM SOCKMCW4_P	TRIM SOCKGS4_BC	TRIM SOCKGS4_P
	5F	TRIM SOCKMCW5_BC	TRIM SOCKMCW5_P	TRIM SOCKGS5_BC	TRIM SOCKGS5_P
MOTIVITY WALL detector		TRIM_SWITCHMCWINV124_BC	TRIM_SWITCHMCWINV124_P	TRIM_SWITCHGS124_BC	TRIM_SWITCHGS124_P
EYEWALL		TRIM_EYE_BC (only for metal)	TRIM_EYE_P (only for metal)	X	X





**TENSE BVBA**

Berg 7 // 8980 Beselare // Belgium

T +32 (0)50 94 69 69

info@tense.be // www.tense.be

© 1/2018 Tense Top Design Switches